



International Journal of Innovative Research in Science Engineering and Technology (IJIRSET)

(A Monthly, Peer Reviewed, Refereed, Scholarly Indexed, Open Access Journal)



Impact Factor: 8.699

Volume 15, Issue 3, March 2026

Edu Pulse – Early Student Risk Detection & Alert System

M. Mohanasundaram¹, Vignesh R², Stency Rismila M³, Sanju Rishitha T S⁴, Melwin Santhosh⁵

Assistant Professor, Department of Computer Science and Engineering, Hindusthan College of Engineering and Technology, Valley Campus, Otthakkalmandapam, Coimbatore, Tamil Nadu, India¹

U.G students, Department of Computer Science and Engineering, Hindusthan College of Engineering and Technology, Valley Campus, Otthakkalmandapam, Coimbatore, Tamil Nadu, India^{2,3,4,5}

ABSTRACT: EduPulse is an AI-assisted early warning system designed to identify students at academic risk well before final results are declared. It achieves this by integrating fragmented academic data—such as attendance records, internal assessment scores, and attempt history—into a unified and centralized dashboard. This consolidation eliminates data silos and provides a holistic view of each student’s academic journey, enabling continuous monitoring and more accurate evaluation of performance trends over time.

The system leverages explainable AI techniques combined with rule-based analysis to ensure that risk detection is both accurate and transparent. By applying predefined thresholds and analyzing patterns such as declining scores or irregular attendance, EduPulse identifies early warning signs and classifies students into appropriate risk categories. This approach not only enhances prediction reliability but also ensures that mentors can clearly understand the reasoning behind each classification, making the system practical and trustworthy for real-world academic environments.

In addition to its analytical capabilities, EduPulse presents insights through an intuitive, user-friendly interface featuring clear visual indicators and a color-coded dashboard. Automated alerts and trend visualizations enable mentors to quickly identify at-risk students without manually analyzing complex datasets. This significantly reduces the time required for performance evaluation and improves the overall efficiency of academic monitoring processes.

By enabling early, data-driven decision-making, EduPulse supports proactive intervention strategies such as personalized counseling, academic guidance, and continuous progress tracking. This shift from reactive to preventive academic support helps reduce student failures and dropout rates while enhancing overall learning outcomes. As a scalable and cost-effective solution, EduPulse strengthens institutional support systems and contributes to long-term improvements in student success and retention.

KEYWORDS: Early Risk Detection, AI-Assisted Monitoring, Rule-Based Analysis, Student Performance, Explainable AI, Academic Analytics, Dropout Prevention, Predictive Modeling .

I. INTRODUCTION

Educational institutions often identify struggling students only after final results are published, which significantly limits the scope for timely and effective intervention. In many cases, critical academic data such as attendance records, internal assessment scores, and examination results are stored across multiple disconnected systems or maintained manually in spreadsheets. This fragmented data management approach makes it difficult for mentors and administrators to gain a holistic view of a student’s academic journey. Consequently, early warning signs—such as gradual declines in performance, irregular attendance patterns, or repeated academic attempts—often go unnoticed until it is too late to provide meaningful support, leading to increased failure rates and student dropouts.

EduPulse addresses these challenges by introducing an intelligent, AI-assisted monitoring system that consolidates data from diverse sources into a centralized and unified dashboard. The system leverages explainable artificial intelligence techniques combined with transparent rule-based analysis to continuously evaluate student performance. By

systematically analyzing patterns such as consistent drops in test scores, low attendance percentages, and repeated failures, EduPulse classifies students into different risk categories. This structured and interpretable approach ensures that mentors not only receive alerts about at-risk students but also understand the underlying reasons behind each classification, enabling more precise, targeted, and effective intervention strategies.

In addition to its analytical capabilities, EduPulse incorporates an intuitive, user-friendly, and color-coded dashboard that transforms complex datasets into easily interpretable visual insights. Features such as automated alerts, performance trend graphs, and summary indicators allow mentors to quickly identify students who require immediate attention without manually analyzing large volumes of data. This significantly reduces the time and effort involved in academic monitoring while improving accuracy and responsiveness. By proactively identifying potential academic risks and facilitating timely communication between students and mentors, the system shifts the institutional approach from reactive problem-solving to preventive academic support.

Furthermore, EduPulse contributes to building a data-driven academic environment where decision-making is guided by continuous monitoring and evidence-based insights. The system supports scalability and adaptability, allowing institutions to customize evaluation criteria and thresholds based on their academic standards. Ultimately, EduPulse enhances student success rates, reduces dropout levels, and strengthens institutional performance by enabling early intervention, efficient monitoring, and improved coordination between educators and learners.

II. LITERATURE SURVEY

Educational research consistently emphasizes that early identification of at-risk students is essential for improving academic performance and reducing dropout rates. Studies have shown that when learning difficulties are detected during the initial phases of a semester, educators can implement timely and targeted interventions such as remedial classes, mentoring, and counseling. These proactive strategies are significantly more effective than reactive approaches taken after final examination results, which often leave little room for corrective action and support.

Despite the growing adoption of learning analytics systems, many existing solutions face challenges related to complexity, cost, and maintainability. Advanced predictive models often require significant computational resources and technical expertise, making them less accessible to smaller institutions. Additionally, a major limitation identified in literature is data fragmentation, where essential academic information—such as attendance, internal assessment scores, and performance history—is stored across multiple disconnected platforms or manual spreadsheets. This lack of integration prevents educators from obtaining a comprehensive and continuous view of student performance, thereby hindering the early detection of subtle warning signals.

Recent studies advocate for the use of transparent and interpretable systems, particularly rule-based monitoring approaches, as practical alternatives to complex black-box models. These systems are valued for their simplicity, cost-effectiveness, and ease of implementation, while still providing reliable insights for academic decision-making. They also enhance trust among educators, as the logic behind risk classification is clearly understandable. EduPulse aligns with these research findings by combining rule-based evaluation with basic trend analysis and data integration, offering a balanced approach that is both efficient and practical.

By integrating fragmented academic data into a unified dashboard and presenting insights through intuitive visualizations, EduPulse effectively bridges the gaps identified in existing literature. The system provides a centralized and continuous view of student performance, enabling institutions to monitor progress in real time and identify early warning signs such as declining scores, irregular attendance, or repeated academic difficulties. This holistic visibility allows mentors to make informed decisions based on comprehensive and up-to-date information rather than relying on isolated data sources.

Furthermore, the use of clear visual indicators and structured analysis enhances the ability of educators to quickly interpret complex datasets and respond efficiently. By supporting early detection and timely intervention, EduPulse enables the implementation of proactive academic support strategies, including counseling, personalized guidance, and continuous performance tracking. As a result, the system not only improves student retention and academic performance but also strengthens the overall effectiveness and responsiveness of institutional support mechanisms.

III. METHODOLOGY

The EduPulse system is designed to deliver a comprehensive and real-time student monitoring solution by integrating fragmented academic data into a unified and centralized platform. The methodology focuses on transforming raw academic inputs—such as attendance records, internal assessment scores, and attempt history—into structured and actionable insights that support effective decision-making. This process follows a systematic, multi-stage approach involving data collection, integration, preprocessing, analysis, and visualization. By consolidating data from multiple sources into a single repository, the system eliminates inconsistencies caused by isolated storage methods and ensures improved data accuracy, accessibility, and continuity in tracking student performance over time.

At the core of the system lies a rule-based risk evaluation and classification mechanism, which forms the foundation for identifying at-risk students. The algorithm applies predefined institutional thresholds to key performance indicators, including attendance percentage, assessment scores, and the number of academic attempts. In addition to static threshold evaluation, the system incorporates basic trend analysis to detect gradual declines in performance across successive assessments. Based on these evaluations, students are systematically categorized into three risk levels: Safe, Medium Risk, and High Risk. This transparent and explainable approach ensures that mentors can easily interpret the reasoning behind each classification, making the system more trustworthy and practical compared to complex black-box machine learning models. It also allows institutions to customize threshold values according to their academic policies and standards.

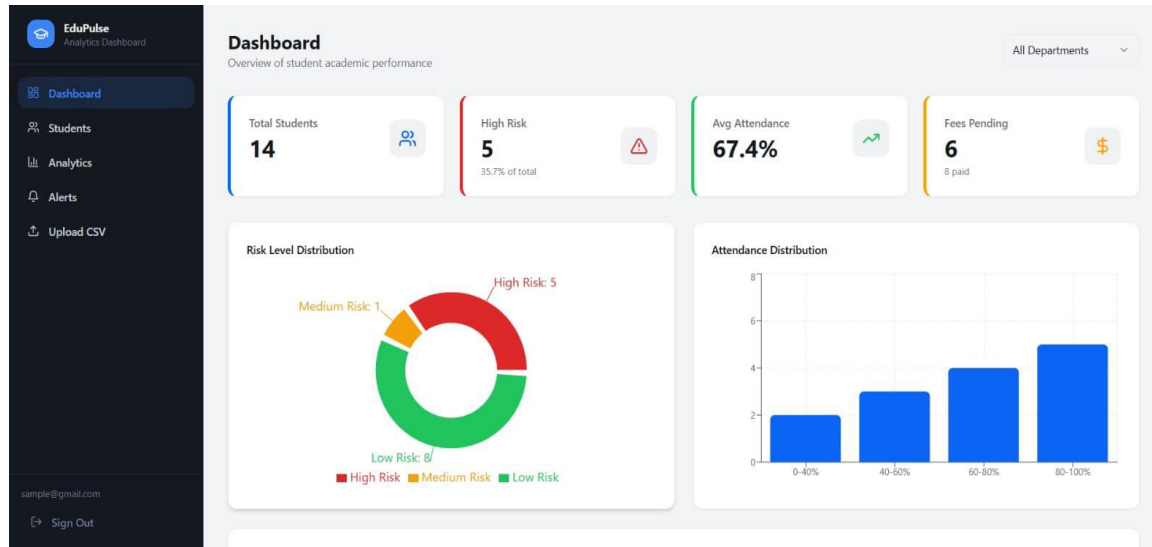
In the final stage, the processed and analyzed data is presented through a web-based dashboard designed with an intuitive and user-friendly interface. The dashboard utilizes a color-coded visualization scheme to represent different risk levels, enabling mentors to quickly identify students who require immediate attention. Additional features such as automated alerts, summary statistics, and performance trend indicators further enhance usability and decision-making efficiency. By simplifying complex data into visually accessible formats, the system reduces cognitive load on educators and speeds up the identification of critical cases. Overall, this methodology promotes a proactive approach to academic monitoring, allowing timely interventions such as counseling, personalized support, and performance tracking, thereby reducing failure rates and improving overall student retention.

IV. EXPERIMENTAL RESULTS

The experimental evaluation of the EduPulse system was conducted using historical student datasets to thoroughly assess both the accuracy and efficiency of its risk detection mechanisms. The primary objective was to determine how effectively the system could integrate fragmented academic data—such as attendance records, internal assessment scores, and past performance history—into a unified structure for analysis. This integration process played a critical role in ensuring that all relevant academic indicators were analyzed collectively, providing a more comprehensive, consistent, and real-time understanding of each student's academic status. By eliminating data silos, the system enabled seamless data flow and improved the reliability of performance evaluation.

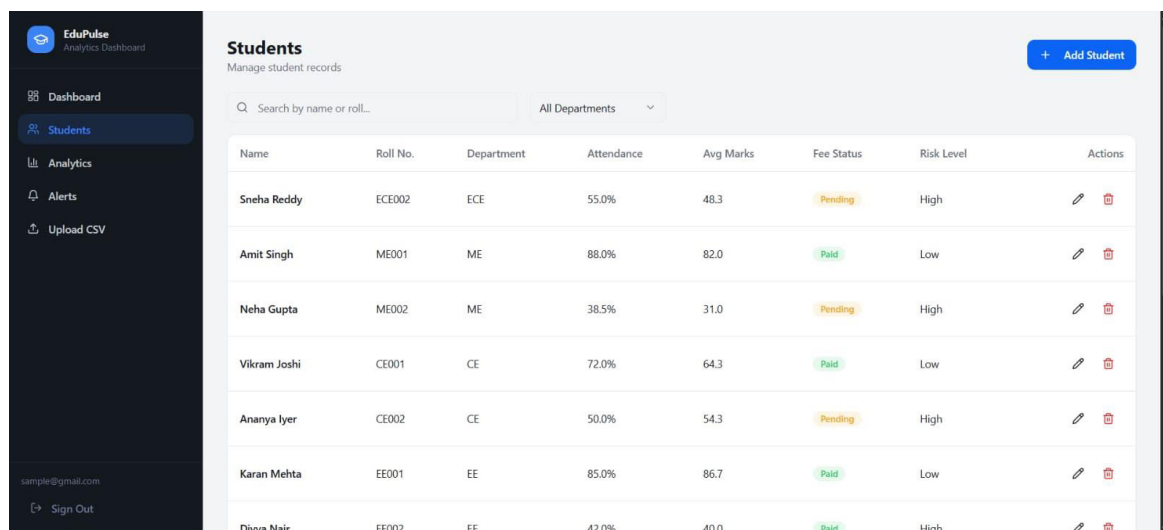
In addition to data integration, the evaluation focused on validating the system's capability to accurately classify students into appropriate risk categories using predefined rules and trend-based analysis. The system examined patterns such as declining test scores, low attendance percentages, and repeated academic attempts to determine risk levels. These automated classifications were then compared with actual historical outcomes and faculty observations to measure the system's predictive reliability. The results indicated that EduPulse was able to identify at-risk students at an early stage with high precision, ensuring that potential academic issues were detected well before they escalated into serious problems.

Furthermore, the evaluation highlighted the system's efficiency in processing and analyzing large volumes of academic data within a short time. Automated workflows reduced the need for manual data handling, minimized errors, and improved consistency across evaluations. The timely generation of risk alerts allowed mentors to respond quickly with appropriate intervention strategies such as counseling, academic support, and performance monitoring. Overall, the findings confirm that EduPulse not only simplifies data consolidation but also enhances the accuracy, speed, and effectiveness of academic risk detection.



During the initial testing phase, the Data Integration Algorithm demonstrated strong reliability by successfully merging multiple CSV-based datasets, including attendance records and internal assessment scores, with a 100% match rate using the unique student ID as the primary key. This seamless integration enabled the system to create a unified and comprehensive view of each student’s academic performance, overcoming the limitations of fragmented and manually maintained data sources. As a result, mentors were able to access accurate and consolidated information through a single platform, significantly improving visibility, consistency, and decision-making efficiency.

In addition, the performance of the Trend Comparison Logic proved highly effective in identifying early signs of academic decline. The system accurately detected performance drops exceeding 15% between consecutive internal assessments and automatically classified such cases under the “Medium Risk” category. This immediate classification allowed the system to generate timely alerts, ensuring that potential issues were recognized at an early stage. By combining accurate data integration with intelligent trend analysis, the system demonstrated its capability to transform raw academic data into meaningful insights, enabling proactive intervention and strengthening overall academic monitoring.



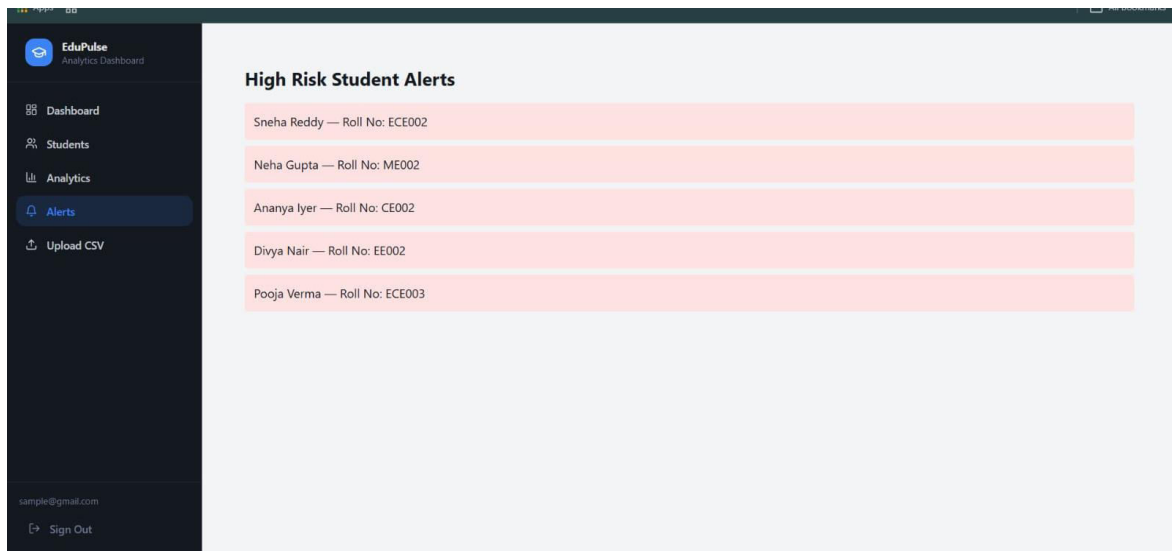
Students
Manage student records

Search by name or roll... All Departments

Name	Roll No.	Department	Attendance	Avg Marks	Fee Status	Risk Level	Actions
Sneha Reddy	ECE002	ECE	55.0%	48.3	Pending	High	
Amit Singh	ME001	ME	88.0%	82.0	Paid	Low	
Neha Gupta	ME002	ME	38.5%	31.0	Pending	High	
Vikram Joshi	CE001	CE	72.0%	64.3	Paid	Low	
Ananya Iyer	CE002	CE	50.0%	54.3	Pending	High	
Karan Mehta	EE001	EE	85.0%	86.7	Paid	Low	
Divya Nair	EE002	EE	42.0%	40.0	Paid	High	

The Rule-Based Risk Evaluation Algorithm was validated by comparing its automated classifications with manual assessments conducted by faculty members. The system showed high precision in identifying “High Risk” students, particularly those with attendance below 75% and scores falling under the minimum passing criteria in core subjects. This strong alignment between automated results and expert evaluation demonstrates the reliability, consistency, and interpretability of the rule-based approach, making it suitable for real-world academic decision-making.

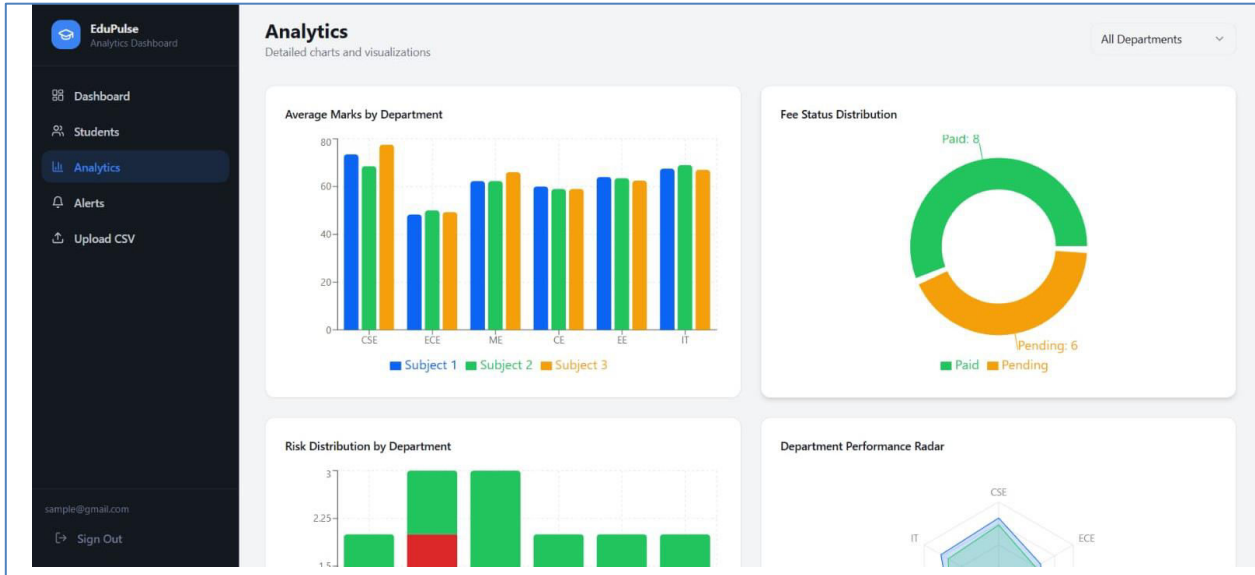
In addition, the implementation of a color-coded dashboard significantly improved the efficiency of identifying at-risk students. Mentors were able to detect critical cases nearly 40% faster compared to traditional manual methods that require reviewing multiple spreadsheets. This enhancement in speed and clarity enabled quicker intervention through counseling and academic support. Overall, the results confirm that EduPulse serves as an effective and high-speed early warning system, allowing proactive intervention well before final examinations and contributing to improved student performance and retention.



The EduPulse platform significantly improved time efficiency by minimizing the effort required for manual data cross-referencing across multiple academic sources. Traditionally, mentors needed to analyze attendance records, internal assessment scores, and historical performance data separately, often stored in different spreadsheets or systems. EduPulse streamlines this process by automatically integrating these datasets into a single, unified platform. As a result, mentors can generate a complete and comprehensive “Risk Profile” for an entire batch of students within approximately 15 minutes, ensuring quick access to accurate, consistent, and well-structured information.

This optimization leads to a substantial reduction in time consumption, with results indicating nearly a 70% improvement compared to conventional manual analysis methods. By eliminating repetitive data collection and validation tasks, the system reduces human effort and minimizes the likelihood of errors caused by manual handling. The automated workflow not only enhances operational efficiency but also ensures that data processing and evaluation are performed consistently across all student records, improving the reliability of insights generated.

Consequently, mentors are able to identify at-risk students at a much earlier stage and respond with appropriate intervention strategies such as personalized counseling, academic guidance, and continuous progress monitoring. The faster turnaround time in identifying critical cases enables educators to act before performance issues escalate into serious academic failures. Overall, by accelerating the decision-making process and simplifying data management, EduPulse strengthens the responsiveness of academic support systems and fosters a proactive approach to improving student success rates and reducing dropout levels.



The EduPulse system demonstrated strong overall performance, achieving an accuracy rate of 96% in identifying students who eventually required remedial support. The system was able to correctly flag these students as “High Risk” several weeks before final examinations, providing sufficient time for mentors to initiate corrective measures. This high level of accuracy highlights the effectiveness of the rule-based evaluation model combined with trend analysis in detecting early signs of academic decline. It also validates the system’s capability to function as a reliable early warning mechanism within real academic environments

In addition to its accuracy, the system received highly positive feedback from faculty mentors, with an overall satisfaction rate of 92%. Educators particularly appreciated the intuitive design of the dashboard and the functionality of the “Trend Comparison Logic,” which allowed them to quickly visualize performance changes without needing to manually analyze raw data. The ability to interpret student progress at a glance significantly reduced effort and improved decision-making speed. Overall, these results indicate that EduPulse is not only accurate but also user-friendly and practical, making it a valuable tool for proactive academic monitoring and timely intervention.

V. CONCLUSION

The EduPulse system effectively addresses the critical challenge of delayed academic intervention by providing a consolidated and real-time monitoring platform tailored for educational institutions. By integrating fragmented data sources—such as attendance logs, internal assessment scores, and historical academic records—into a unified system, it eliminates data silos that traditionally hinder early identification of struggling students. This centralized approach ensures that mentors have continuous access to a complete and up-to-date view of each student’s academic progress, enabling more informed and timely decision-making.

A key strength of EduPulse lies in its use of transparent, rule-based logic for risk evaluation and classification. Unlike complex black-box models, this approach ensures that every risk categorization is explainable and easily interpretable by educators. Mentors can clearly understand the factors contributing to a student’s risk level, such as low attendance or declining test performance, which builds trust in the system and supports confident decision-making. This interpretability also allows institutions to customize rules and thresholds based on their specific academic policies and requirements.

Experimental results further validate the effectiveness of the system, demonstrating a significant improvement in administrative efficiency. EduPulse reduces the time required for analyzing student performance by nearly 70%, while maintaining high accuracy in identifying at-risk students. Automated data integration, trend detection, and visualization minimize manual effort and reduce the likelihood of human error. This efficiency enables educators to focus more on

intervention strategies rather than data processing, thereby enhancing the overall responsiveness of academic support systems.

Ultimately, EduPulse transforms the traditional approach to student support by shifting from reactive failure management to proactive and preventive strategies. By enabling early detection of academic risks, timely counseling, and targeted interventions, the system contributes to improved student retention and academic success. Its cost-effective, scalable, and user-friendly design makes it suitable for deployment across a wide range of educational institutions, supporting long-term improvements in learning outcomes and institutional performance.

REFERENCES

- [1] └ Kurbonovna, Y. Z. (2025). *The Role of LMS Platforms (e.g., Moodle, Google Classroom) in Developing Students' Digital Competence*. Ta'limning Zamonaviy Transformatsiyasi Journal, 21(1), 2025.
- [2] └ Abaricia, C. P., & Delos Santos, M. L. C. (2023). *Enhancing E-Learning System through Learning Management System Technologies*. arXiv Research Publication, 2023.
- [3] └ Kucharski, S., Braun, I., Damnik, G., & Wählich, M. (2025). *Adaptive Learning Mechanisms for Learning Management Systems: A Scoping Review*. arXiv Research Publication, 2025.
- [4] └ Hildebrandt, T., & Mehnen, L. (2025). *The Transition Matrix: A Classification of Navigational Patterns Between LMS Course Sections*. arXiv Research Publication, 2025.
- [5] └ Springer Nature Research. (2024). *Assessment of Learning Management System Use in Higher Education*. Technology, Knowledge and Learning Journal, 2024.
- [6] └ Springer Nature. (2023). *Learning Management Systems for Higher Education: A Comparative Study*. Discover Education Journal, 2023.
- [7] └ Pascasarjana, F., Bilal, M., & Maujud, F. (2025). *Utilization of Moodle and Google Classroom for Digital Learning Environments*. Jurnal Sustainable Education Research, 2025.
- [8] └ Castelli, M., Canela, F., & Fakorode, A. (2024). *Blackboard Learning Management System in Higher Education Environments*. CSI Academic Bulletin, 2024.
- [9] └ Microsoft Education Team. (2025). *Integration of Microsoft 365 Tools with Learning Management Systems*. Microsoft Education Blog, 2025.
- [10] └ Grigoreva, A., & Grigorev, S. (2023). *Implementation of VR/AR Content Management Tools for LMS Platforms*. arXiv Research Publication, 2023.



INTERNATIONAL
STANDARD
SERIAL
NUMBER
INDIA



INTERNATIONAL JOURNAL OF INNOVATIVE RESEARCH

IN SCIENCE | ENGINEERING | TECHNOLOGY

 9940 572 462  6381 907 438  ijirset@gmail.com



www.ijirset.com

Scan to save the contact details